

NIAGARA

NO. 5-24 DEEP THROAT LEVER PUNCH AND SHEAR

5-ton capacity...24-inch throat

A VERSATILE MACHINE TO HANDLE A GREAT VARIETY OF WORK


- Ideal for diversified operations in industrial sheet metal shops . . . experimental and model shops . . . cutting out letters in sign shops . . . odd jobs in maintenance shops (avoiding tie-up of production machines) . . . for general purpose punching, shearing and bending in *any* shop, at *minimum investment*.
- Equipped (optionally) as punch, shear, brake or all three, with or without stand.
- Large selection of punches and dies for simple or intricate holes, notching, combination trimming and cutoff, corner trimming and bending. (Odd sizes and special shapes available for specialized jobs.)

- Accommodates narrow die shoe for punching deep-legged channels and angles, as well as wide die shoe for larger diameter and special shape dies.
- Shears front to back or right to left.
- Slits sheets of infinite length, up to 48" wide, down the center. Knives can be turned at right angles to throat, for continuous feeding of stock.


A RUGGED, SIMPLE DESIGN THAT FEATURES EASE OF OPERATION

- Unbreakable all-steel construction.
- Exerts heavy pressure with minimum effort. Work is engaged when hand lever is near horizontal position.
- Quickly and easily converted from punch to shear or brake.


Punching channel, using narrow die shoe which enables punching close to legs of angles and deep and narrow channels.




Punching sheet. Note stripper which strips work off punch.




Shearing 3/16" plate.
Hold-down prevents
stock from tipping up,
assuring clean cut.



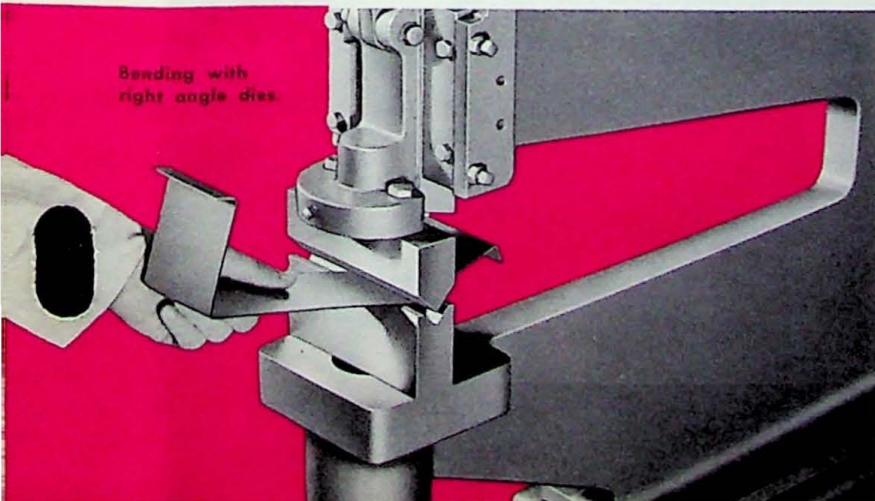
Slitting 48" wide sheet down the center. Infinite
lengths can be handled by mounting knives as
illustrated and feeding right to left.




Northing
angle iron.




Bending with
right angle dies.



Accurate, smooth shearing in
straight lines and in unbeliev-
ably intricate shapes is made
possible by closely controlled
hand lever action.



Inside cutting.



SPECIFICATIONS

Capacity 5 Tons
Throat 24"

Rated Punching Capacity, Mild Steel:

Diameter — Thickness 1/4" thru 1/4"
1/2" thru 11 ga.
1" thru 13 ga.
2" thru 18 ga.

Punch Diameter: Min. — Max. 1/8" to 2"
Rated Shearing Capacity, Mild Steel 3/16"
Length of Knives 4"
Stroke of Slide 1 1/2"
Shut Height, Bed to Slide, Stroke Down 4 1/2"

Hole in Slide, for Punch Shank:

Diam. x Depth 1" x 1 3/8"
Hole through bed for Slugs: Diam. 2 1/8"
Shipping weight with Stand and
Attachments (Approx.) 575 lbs.

*Floor stand and all punching, shearing or bending
equipment are extra (see pages 6 and 7).*